



Name _____ Class _____ Date _____

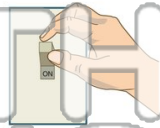
1 Which of the following is **not** a cause of the **death** of many of the world's **coral reef** systems?

- A increased pH level
- B decreased pH level
- C acid rain
- D fishing techniques



2 **Energy conservation** and _____ are two ways to help **prevent global warming** and climate change.

- A energy efficiency
- B deforestation
- C burning of fossil fuels
- D glacial erosion



3 Thousands of species become **extinct** every year.

True or false?

4 The **average temperature** on Earth has **increased** every year since _____.



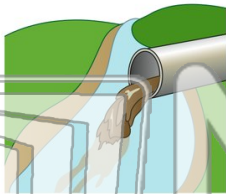
PREVIEW

Please [Sign In](#) or [Sign Up](#) to download the printable version of this worksheet

7 _____ so that we have **limited useful land** for agriculture.

True or false?

- A true
- B false



- A animals
- B the **greenhouse effect**
- C fossil fuels
- D industrialization


9 The **United States** makes up roughly **5% of the world population**, but is responsible for contributing **over 20% of the world's carbon dioxide** emissions.

True or false?

- A true
- B false

10 One **detrimental effect to freshwater** supply is _____.

- A the extinction of certain insects
- B animal population
- C coral reefs
- D overpopulation





Name _____ Class _____ Date _____

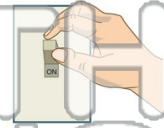
1 Which of the following is **not** a cause of the **death** of many of the world's **coral reef** systems?

- A increased pH level
- B decreased pH level
- C acid rain
- D fishing techniques



2 **Energy conservation** and _____ are two ways to help **prevent global warming** and climate change.

- A energy efficiency
- B deforestation
- C burning of fossil fuels
- D glacial erosion



3 Thousands of species become **extinct** every year.

True or false?

4 The **average temperature** on Earth has **increased** every year since _____.

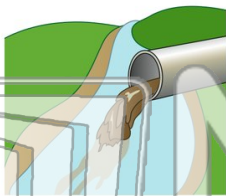


PREVIEW

Please [Sign In](#) or [Sign Up](#) to download the printable version of this worksheet

7 True or false?

- A true
- B false



so that we have **limited useful land** for agriculture.

- A animals
- B the greenhouse effect
- C fossil fuels
- D industrialization

9 The **United States** makes up roughly **5% of the world population**, but is responsible for contributing **over 20% of the world's carbon dioxide** emissions.

True or false?

- A true
- B false

10 One **detrimental effect to freshwater** supply is _____.

- A the extinction of certain insects
- B animal population
- C coral reefs
- D overpopulation

